

# RS 800 –Loss of Traction or Power

## I- Issue and Root Cause

### Issue:



Tractor has a loss of power or traction after.  
Loss of straight driving power or traction uphill.

### Root Cause:


A build up of or a large piece of debris lodged under the brake pedal linkage causing slack in the drive belt.

So, the drive belt is slipping in the transmission pulley and in turn causes a loss of power.

## II- Gain access to undercarriage, specifically to the brake linkage.



## III- Check for debris impeding movement of the brake pedal to full back position.



# RS 800 – Loss of Traction or Power

IV- Remove any debris with a tool (screwdriver ) or by gloved hand



V- Once the debris is removed

VI- the brake pedal should return to full back position and power should be restored.

